

MINI NIKE - X

Print on 65lb cardstock.
Use expended 13mm motors to roll the body tube.

Fins should be laminated 3ply.

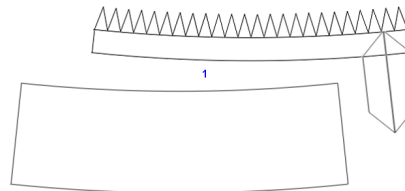
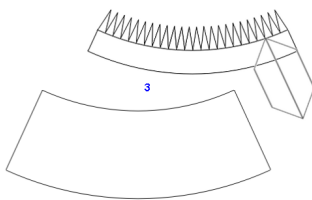
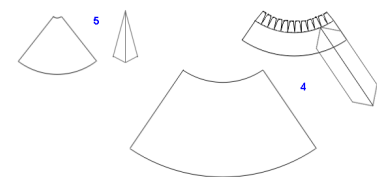
Use a "Quark" nose cone available in the BT-5 nose cone assortment or build a paper version of the cone supplied here.

Can be made for 13mm motors or can be converted to Micro-Maxx.

Wrap the motor block strip around a dowel and put it in the end of the tube for fit. Put a small drop of glue on the inner end and let dry for a few minutes.



Remove from the tube and glue the outer strip to the ring.



Glue thin strip 'T' here



motor block strip

